



Managers work on average 50 hours a week! The manager's environment, used as a space for negotiations, meetings or personal concentration, must be carefully designed. Buronomic's imposing and prestigious, practical and authentic ranges accompany a manager all through their working day.

**ASSERT YOUR STATUS:
PLAIN AND SIMPLE**



ASTRO DIRECTION

SOBRE

For an executive range that matches the operator desks, choose the practical and refined lines of the Astro executive desk. Astro Direction blends harmoniously into your office environment, adopting the aesthetics of the Astro operator and meeting room furniture, but with the generous dimensions and contemporary finishes befitting an executive range.



Details

1. Modern and minimalist style of arch metal leg with floating top. 2. Structurex® modesty panel suspended under the top by elegant brackets. 3. Magnetic cable down-guide designed especially for the leg.



Materials and warranty

Our industrial know-how guarantees the quality and durability of the materials used to make our furniture.



STRUCTUREX® PANELS

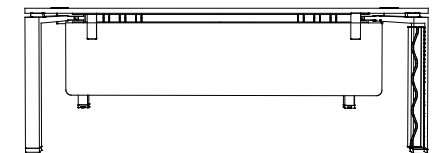
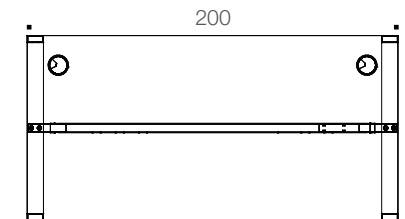
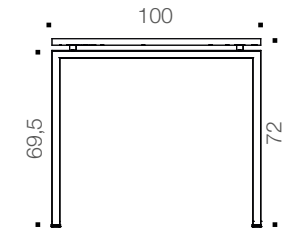
Full panels of particles with melamine surfacing. Counter-balanced and treated against reflection. Thickness 16 to 25 mm. Density 680 kg/m³ for the 25 mm panels. Tested as conforming to abrasion and hot & cold water resistance to the XP D60-050 standard.



5 YEAR GUARANTEE

The quality and durability of the materials enable us to guarantee all our ranges for 5 years under normal conditions of use.


+ More details



Technical description

- 25 mm thickness desktop and matching 16 mm thickness modesty panel in Structorex®.
- 2 mm ABS edging.
- Fitted with two 80 mm diameter cable ports.
- Metal arch structure leg made of 70 x 30 mm tube section with lacquered epoxy finish.
- Astro range is based on a self-supporting beam system with raised desk tops, forming a full steel underframe with 2 arch legs and a transverse beam.
- Adjustable screw jacks to compensate for any defects in the floor.


Finishes



Desks


DESK WITH MODESTY PANEL



Dimensions in cm	Description	Ref.	+ Finishes
D 100 / H 72 / L 200	desk with suspended Structurex® modesty panel - with magnetic cable channel	BM78	+ 

DESK WITH RETURN



D 200 / H 72 / L 200	desk with return and suspended Structurex® modesty panel - with magnetic cable channel	BN07	+ 
----------------------	--	------	---

Additional units

STRUCTUREX®
MOBILE PEDESTAL



Dimensions in cm	Description	Ref.	+ Finishes
D 59 / H 60 / L 42	2 drawers, 1 box drawer and 1 filing drawer 3 box drawers	BS911 BS471	+ +

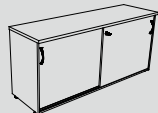
MOBILE CONSOLE



D 66,5 / H 69,5 / L 91	1 door + 1 niche 1 door + 1 niche with 2 drawers 1 L.F* pedestal 1 door + 1 niche with 3 box drawers pedestal	AW151 AX131 AR851	+ + +
------------------------	---	-------------------------	-------------

Unavailable in Black finish

CREDENZA



D 48 / H 72 / L 158	sliding door credenza - 1 Structorex® shelf	BT793	+
---------------------	---	-------	---

MEETING TABLE



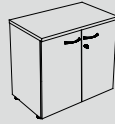
D 163 / H 72 / L 160	meeting table	AK26	+
----------------------	---------------	------	---

Unavailable in Black finish

* Lateral filing


Additional units

H 72 CM STORAGE




Dimensions in cm	Description	Ref.	+ Finish
D 48 / H 72 / L 80	open - 1 Structurex® shelf	BH693	+ <input type="checkbox"/>
	2 hinged doors - 1 Structurex® shelf	BH853	+ <input type="checkbox"/>
	Compulsory top	BH713	+ <input type="checkbox"/>

H 104 CM STORAGE



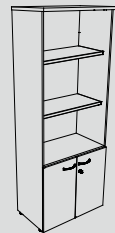
D 48 / H 104 / L 80	open - 2 Structurex® shelves	BH733	+ <input type="checkbox"/>
	open - 2 metal Lateral filing shelves	BH753	+ <input type="checkbox"/>
	2 hinged doors - 2 Structurex® shelves	BH893	+ <input type="checkbox"/>
	2 hinged doors - 2 metal Lateral filing shelves	BH913	+ <input type="checkbox"/>
	Compulsory top	BH713	+ <input type="checkbox"/>

H 136 CM STORAGE



D 48 / H 136 / L 80	open - 3 Structurex® shelves	BH773	+ <input type="checkbox"/>
	open - 3 metal Lateral filing shelves	BH793	+ <input type="checkbox"/>
	2 hinged doors - 3 Structurex® shelves	BH933	+ <input type="checkbox"/>
	2 hinged doors - 3 metal Lateral filing shelves	BH953	+ <input type="checkbox"/>
	Compulsory top	BH713	+ <input type="checkbox"/>

H 201 CM STORAGE



D 48 / H 201 / L 80	open - 2 hinged doors - 3 Structurex® shelves	BJ013	+ <input type="checkbox"/>
	Optional top	BH713	+ <input type="checkbox"/>

