

LOCKERS FOR EDUCATION

All students, whether in primary, secondary and tertiary education – benefit from secure personal storage for items such as clothing, bags or sports equipment.

Having provided lockers to schools and colleges across the UK for so many years, we are proud to be able to help improve the environment in which we educate our nation. Our lockers are available in a wide range of sizes, configurations and materials; ensuring you get the right products, on-time, every time, at an affordable price.



Cube lockers (page 13) can be stacked to create banks of individual storage. This is an ideal solution for optimising space within primary schools.



Seating and Benching is manufactured in three heights to cater for different age groups (page 20).



Replacing hooks and pegs with lockers can reduce risks such as trip hazards, children losing clothing and blocked emergency exits. To better suit these younger children, **Half Height** and **Three-Quarter** lockers (page 11) are the best options. These locker options are included in our **Everyday** metal locker range (page 10). The lockers shown are fitted with sloping tops to keep their tops clear of items.




Plastic lockers (page 26) opens up a whole new range of locations; releasing valuable indoor space for other uses. Available with optional outdoor weatherseals and waterproof locks.



Charging lockers (page 17) offers secure storage of laptops and tablets, (whilst they are charging) making them ideal for educational use.



This University Sports centre offers **Digital Combination** locks (page 27) within its changing areas, on its **Everyday** metal lockers (page 10). This allows the locker to be used by multiple users throughout the day, reducing the number of locker compartments required and the need for keys.



Laminate door lockers provide a robust and hard wearing solution for secondary schools coping with their high footfall and use (page 23). This locker installation called for a dramatic monochrome colour palette, with accent colours accentuating the minimalist decor.



LOCKERS FOR HEALTHCARE

When it comes to providing personal storage & uniform dispensing lockers to the NHS & other healthcare settings, we have an unrivalled wealth of experience.

Changing room facilities are a vital component in hospitals and are expected to provide staff and visitors secure and practical storage, whilst complying with stringent health and safety standards. All our lockers feature ActiveCoat protection; which is a silver coating that reduces harmful bacteria on treated surfaces, ensuring consistent hygienic standards.



Uniform lockers are specifically designed for the storage of uniforms within the workplace. They provide staff with their own secure space to store work-wear and personal items easily, neatly, and securely (page 14).



Two Person lockers incorporate 2 lockers for 2 users - each unit comprises of a full width section at the top of the locker and two compartments underneath, side-by-side. Each user has one key to open their 2 compartments (page 14).



We also manufacture a range of cupboards that are extremely useful in the NHS and other healthcare settings; including **Hazardous Substance Storage Cupboards** (page 30).



A mix of locker door configurations were used to create this hospital changing room. To help keep the facility tidy, sloping tops were fitted and to aid cleaning, the lockers sit on support frames.



At this hospital, catering staff have **Garment** lockers (page 15) integrated into their locker configuration, enabling them to dispose of used clothing safely and hygienically at the end of each shift.



Our **Seating and Benching** (page 20) is available with Polymer slats that incorporate ActiveCoat protection; which reduces harmful bacteria contamination.

LOCKERS FOR EMERGENCY SERVICES

Well-designed lockers and storage for Emergency Services is vital, as fast access to changing facilities can make an impact on rapid response time.

Lockers and changing rooms need to cater for bulky heavy uniforms and need to give fast access to specialist equipment such as PSU and PPE. We understand these unique requirements and have worked closely with various services to develop our locker solutions, ensuring they meet these unique demands.

We also provide specialist locker solutions, which includes secure electronic device charging (such as Airwaves radios and garment management lockers), which are perfect for storing, distributing and collecting uniforms at the beginning and end of each shift.



PSU equipment can be stored under seating and lockers to fully optimise the changing room area.



A bank of **Small Item** lockers provides safe storage of mobile phones for restricted area visitors (page 13).



Colour coded **Everyday Metal** lockers match the 5 watch system at this station, ensuring fire fighters easily identify their locker quickly (page 10).



PSU equipment can be stored under seating to fully optimise the changing room area. Our Locker specialists can help advise you on the best solutions.



Vision Panel lockers allows stored item inspections, without having to open the locker. This has proved popular in custody suites (page 18).



Police lockers meet a wide range of requirements; including CS cannister and Airwave storage (page 16).



Utility and Crew lockers offer various compartment configurations to meet various needs, which keeps work and personal items separate (page 14).

LOCKERS FOR MANUFACTURING & INDUSTRY

We have a vast range of lockers to suit staff requirements, whatever the company size.

Our steel lockers are available in a wide range of sizes and door configurations to meet personal storage requirements; whether in the workplace or in a fully fitted on-site changing room.

We offer Garment lockers for staff to separate clean and dirty uniforms (or overalls) at the end of each shift. We also offer Utility lockers, designed to keep personal clothes separate from working clothes.

All our steel lockers benefit from ActiveCoat antibacterial protection as standard, which reduces harmful bacteria on treated surfaces.



Charging lockers provide safe storage; whilst charging your electronic devices (page 17).



Everyday metal lockers (page 10) with Activecoat, **Sloping Tops and Stands** (page 19) keep changing rooms hygienic.



Garment lockers offer a solution to the issue of separating clean and dirty uniforms, by adding custom sections to the lockers. Workers can dispense and collect uniforms in different compartments; maintaining hygienic practices (page 15).



The ActiveCoat protection on our lockers mean they are extensively used within the food production industry. This is an added benefit where stringent hygiene standards have to be maintained.



Seating and Benching (page 20) is available with Polymer slats which incorporates ActiveCoat protection; which reduces harmful bacteria contamination, making them ideal for the food processing sector.



Everyday metal lockers (page 10) are ideal for warehouses. They are perfect for storing workwear or overalls and general employee personal storage.

LOCKERS FOR RETAIL

From the back of store staff to Head Office; we have the right storage solution for your staff.

Providing secure personal storage lockers for a large retail workforce can take up a lot of valuable space (that could otherwise be used for holding stock). Understanding staff requirements, shift patterns etc, helps us design the right solution; improving user efficiency and welfare (whilst minimising space requirements).

We can also provide secure storage and charging for hand-held devices, lockers for Click and Collect areas and a wide range of cupboards for use throughout stores.

For your Head Office we have everything from Gloss door lockers (in a range of contemporary colours), to Vision panel lockers for receptions. We can supply lockers for hot desking, laptop charging, garment hanging, post and cycle to work.

All our locker ranges are robust and hardwearing; making them ideal for high footfall environments and ensures a long working life.



A bank of **Small Item** lockers (page 13) provides secure storage of mobile phones outside restricted areas.



A great way to facilitate the implementation of a hot desk policy, Stacked **Cube** lockers (page 13) offer employees a secure space to store their personal and company belongings when not using a work surface.



Charging laptop lockers (page 17) are the ideal solution to secure laptops and small electronic devices throughout the Retail sector, whilst charging items.



Vision Panel lockers (page 18) allows personal item inspections, without having to open the locker. Ideal for receptions where security procedures require visitors to leave their possessions whilst visiting (or as an anti theft deterrent).



As well as providing secure storage for employees' personal items, provision for dispensing/collecting specialist clothing should also be considered.



LOCKERS FOR LEISURE

Whether you run a budget gym, leisure centre, spa, sports club or public swimming pool; we have the lockers to suit your requirements.

With many facilities now accessible round the clock, the need for secure storage for personal possessions and valuable items is vital for users. Link leisure lockers are robust and hard-wearing.

Available in a range of finishes, suitable for both wet and dry areas, our lockers can be tailored to meet your specific needs, with a choice of locking solutions, integrated bench seating and the ability to reflect brand colours via coloured doors.



For wet area locker changing areas, **Plastic** lockers (page 26) could be the solution. As well as being rust proof, they are easy to clean. We also have a vast bench range to complement your locker installation (page 20).

Aluminium lockers with laminate doors (page 25) offer the perfect choice for demanding wet area environments.



With today's gym and fitness centres opening around the clock, the requirement for lockers to be robust and hard wearing is essential. **Everyday** metal lockers (page 10) meet these needs.

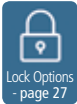


MDF Laminate door lockers offer a more economical and stronger alternative to lockers constructed wholly from timber. Suitable for commercial applications where an enhanced appearance is essential (page 24).



Wide range of **Seating** and **Benching** available with either ash or polymer food grade slats (page 20).

EVERYDAY LOCKER



A range of steel lockers are available in various heights, but all share the same footprint; making them ideal for fitting into runs under windows (or obstructions), in order to maximise space.

- All lockers feature ActiveCoat antimicrobial technology, which is incorporated into the paint finish, offering constant protection against a wide range of bacteria.
- Wide range of optional locks for security, convenience and on-site management.
- Available with solid or perforated doors (ideal for ventilation and keeping items secure).
- Sloping tops are also available (page 19).



FULL HEIGHT LOCKER

Suitable for a wide range of applications; our standard duty full size metal lockers are 1800mm in height and are amongst our most popular models.

- Single door lockers have a fixed top shelf, with a garment hanging rail (except 300mm deep) with two coat hooks.
- Two door lockers have a garment hanging rail (except 300mm deep) and two coat hooks in each compartment.

Height -1800mm	
Widths mm	Depths mm
225	300
300	380
380	450
450	600

THREE-QUARTER HEIGHT LOCKER

Link Three-Quarter height lockers are ideal for use in primary schools; allowing easy access for school children.

- You can have all of your locker doors painted in the same colour, or you can create a bright and engaging colour pattern which features different colours on each door.
- Single door lockers have a fixed garment hanging rail (except 300mm deep) with two coat hooks.

Height - 1382mm	
Widths mm	Depths mm
300	300
380	380
450	450
	600



HALF HEIGHT LOCKER

Ideal for use in primary schools; allowing easy access for young children. Can be fitted with worktops to create additional workspace.

- Use colours for branding or to brighten up a classroom.
- Single door locker has a fixed garment hanging rail (except 300mm deep) with two coat hooks.

Height - 900mm	
Widths mm	Depths mm
300	300
380	380
450	450
	600



SIXTO LOCKER

Versatile lockers that can be bolted together to create banks of storage space for small items; making the most of awkward spaces.

- Sixto lockers can be used with other lockers, including under seats to offer further storage.

Height - 372mm	
Widths mm	Depths mm
225	300
300	380
380	450
450	



QUARTO LOCKER

As the name suggests these Quarto lockers are a quarter of the size of a full height locker. They can be bolted together to create effective storage space.

- Can be used in conjunction with a bridging unit, to make use of available height, creating useful storage solutions, like above a hanging garment rail, (as shown in the image to the left).

Height - 511mm	
Widths mm	Depths mm
225	300
300	380
380	450
450	



PERSONAL STORAGE

For compact storage solutions (for smaller personal items, such as phones or bags); our range of small compartment lockers offer a safe and secure solution and efficiently uses space in workplace environments.

For electronic devices that need to be charged around the workplace, whilst left unattended, our in-charge lockers provide a secure facility.



Single Door

Fifteen Door

Height - 1778mm	
Width mm	Depth mm
381	457

LAPTOP LOCKER

These purpose-designed locker units provide a safe sanctuary for laptops and real peace of mind for users.

- Each 15 compartment door is reinforced and fitted with its own key-operated cam lock ('dead locking').
- Compartment size 90h x 285w x 425d mm.
- Single door locker version allows access to all compartments under one key.
- Fitted with deadlocks as standard.



Four Door



Eight Door



Height - 915mm*	
Width mm	Depth mm
205	180

* Height rises to 975mm with sloping top

SMALL ITEM LOCKER

Small item lockers provide secure storage for small, but valuable, possessions in public areas and throughout the working environment.

- Choose from 4 or 8 doors in nests of 1 or 2.
- Choice of plain or perforated doors, sloping or flat tops.
- Units can be hung on walls, fitted on top of each other or side-to-side.
- Fitted with deadlocks as standard.

CUBE LOCKER

Cubes - as the name suggests - have an equal height, width and depth; allowing combined stacking of units on the floor or on support frames.

- Versatile and compact all steel single door cube lockers; popular for personal effects and bags.

Height mm	Width mm	Depth mm
300	300	300
380	380	380
450	450	450



WORKWEAR LOCKERS

UTILITY LOCKER

Utility lockers have additional internal configurations and door options to suit specific requirements, such as clean/dirty compartments, uniform hanging, or two person lockers.

- Finished with antibacterial technology, which is incorporated into the powder coating.
- Sloping tops are also available (page 19).

Height - 1800mm	
Width mm	Depth mm
450	450



Uniform Locker

- Fixed top shelf.
- Central divider.
- Hanging rail and hook.
- Three fixed shelves.



Clean & Dirty Locker

- Fixed top shelf.
- Central divider.
- Both divided compartments have a garment hanging rail and coat hook.



Two Person Locker


- Users have a three quarter length compartment with a separate full width compartment opened with the same key.
- Hanging compartment has two coat hooks.

DOOR COLOURS

Paint finish includes ActiveCoat protection as standard.

Colours are applied electro-statically as an epoxy-polyester powder coat, then baked to provide a high quality, durable finish.

Standard Body Colour



Light Grey (RAL 7035)


Standard Door Colours




Light Grey (RAL 7035)



Red (RAL 3020)



Blue (RAL 5002)




Green (RAL 6001)



Carmine Red (RAL 3002)




Yellow (RAL 1003)



Dark Grey (BS 00A11)

Pastel Door Colours



Sunburst Yellow (BS 10 E 50)



Candy Pink (BS 02 C33)



Light Violet (BS 381 C 797)



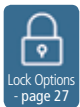
Turquoise (RAL 6034)

WORKWEAR LOCKERS

CREW LOCKER

Crew lockers are larger volume lockers, ensuring ample storage space with internal dividers to segregate bulky uniforms, boots, equipment and personal possessions.

- Reinforced and stiffened doors for added strength.
- Reinforced shelf with heavy duty hanging rail.



Crew Locker - 2 compartment

- Fixed heavy-duty top shelf.
- Hanging compartment comes with a heavy duty hanging rail.

Height -1800mm	
Widths mm	Depths mm
450	600
600	600



Crew Locker - 4 compartment

- Fixed heavy duty top and lower shelves.
- Divided compartments.
- Heavy duty hanging rail.

Height -1800mm	
Width mm	Depth mm
600	600



WORKWEAR LOCKERS

GARMENT LOCKER

Managing the issue of workplace clothing - often via third party laundries - is an essential part of hygiene procedures in many sectors. Integral anti-bacterial protection is standard on all of our garment issue lockers.

- Sloping tops are also available (page 19).
- Fitted with Deadlock, with 2 keys.



5, 10 and 15 Door Dispensers

Designed initially for work-wear, these lockers are equally suitable for the controlled issue of safety equipment, consumables or specific materials required for a working day or shift.

Garment Dispenser lockers provide each worker with key access to their secure compartment; to collect a freshly laundered issue of clothing. Compartment doors are inset within the main full-height door, which remains locked. The full-height main door allows access to all of the individual compartments, for re-stocking with laundered clothing.

Workers 'post' their used garments into an adjacent Collection locker. This separation of clean and used items can help in maintaining a hygienic working environment.



Collector

- Full-height door.
- Galvanised anti-theft shelf, angled inside 'post slot'.
- Hooks for laundry collection sack (sack not included).



5-Door Collector & Dispenser

- Half-height upper 'issue' door with 5 compartments.
- Lower 'collector' door with 'post slot'.
- Hooks for laundry collection sack (sack not included).



Laundry Locker

Top compartment can be opened independently to the main locker, to allow clean work-wear to be deposited by a laundry service.

- Double-width top shelf, shoe compartment and hanging space.

Height -1778mm	
Width mm	Depth mm
381	457

Height -1800mm	
Width mm	Depth mm
380	450

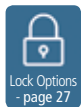
WORKWEAR LOCKER

POLICE LOCKER


We offer a variety of Police Locker solutions. From the storage of 'Airwave' radios to PSU bags, we have the right solution for police forces throughout the UK.

- Fixed and sturdy top shelf, heavy duty hanging rail and coat hook for easy clothes storage.

Height -1800mm	
Widths mm	Depths mm
450	600
600	600



Lock Options
- page 27



Door Colours
- page 13

Standard Police Locker

- Fixed and sturdy top shelf, heavy duty hanging rail and coat hook for clothes storage.



Locker with Lockable Cube

- Lockable cube on door with clear perspex front.



Locker with CS Cannister Holder

- CS Cannister holder.



Locker with Airwaves & CS Cannister Holder


- Airwaves compartment.
- CS Cannister holder.



CHARGING LOCKER

With trailing cables, the risk of theft, health & safety issues and finding access to safe and protected power points, charging lockers have been specifically designed to help overcome these issues and provide a secure, easy and safe solution.

- Lockers are fully portable as a single unit - simply place the unit in a convenient location, plug the unit into a power point and the lockers are ready to use.
- Finished with antibacterial technology, which is incorporated into the powder coating for a cleaner locker.



Four Door

Eight Door

Five Door

Height - 915mm*	
Width mm	Depth mm
250	180

* Height rises to 975mm with sloping top

Height - 930mm	
Width mm	Depth mm
300	300

For TOOLS

Designed for use in site cabins on building sites or in locations which have high usage of cordless tools; these lockers keep expensive battery chargers safe.

- Choose from 4, 6 or 8 doors.
- Single or double socket in four or six door lockers, single socket in eight door locker.

Height - 1800mm	
Width mm	Depth mm
300	300
	450



Single Door

Ten Door

Five Door



Four Door

Six Door

For LAPTOPS

These purpose-designed locker units provide a safe sanctuary for charging laptops and real peace of mind for users.

- Choose from 1, 5 or 10 doors.
- Full height locker accommodates ten laptops.
- Half height locker accommodates five laptops.
- Single door version allows access to all compartments under one key.

Height - 900 or 1800mm	
Width mm	Depth mm
450	450

For SMALL ITEMS

Small Item Lockers provide secure storage and includes charging outlets for small, but valuable possessions.

- Choose from 4, 5 or 8 doors.
- Units can be hung on walls, fitted on top of each other or side-to-side.

SPECIALIST LOCKERS

Range of lockers designed to meet specific purposes.

Vision door lockers are used widely in retail, preventing lockers being used as a hiding place for stolen items.

- Finished with antibacterial technology, which is incorporated into the powder coating for a cleaner locker.
- Sloping tops are also available (page 19).



POST LOCKER

Allows sorted mail to be posted into secure compartments, which can only be accessed by the key-holder; with a master door for supervisor access or insertion of larger items.

- Choice of 10 or 15 door lockers.
- Individual doors are set within a main door, which is opened on its own, giving access to the compartment interior.
- Fitted with deadlock, with 2 keys.

Height -1778mm	
Width mm	Depth mm
381	457



VISION PANEL LOCKER

Incorporates a toughened polycarbonate view panel, set within a steel door and comes with an all-round edge - which allows you to see items stored in locker compartments without compromising on security.

- Available as 2, 3, 4, 6 or 8 doors.
- Fitted with deadlocks as standard.

Height -1800mm	
Width mm	Depth mm
300	300
	450



ACCESSORIES



SLOPING TOPS FOR LOCKERS

Sloping tops are essential in hygiene sensitive locations (such as hospitals and the food industry). The slope prevents items and litter being left on locker tops and makes cleaning easier. Sloping tops increase the overall height of the locker.



SUPPORT FRAME WITH SEAT

Seat units are incorporated into the locker frame, as well as slatted seats to the front. They can include a mesh shelf for footwear.



SUPPORT FRAMES

Locker support frames and seat units raise lockers off the floor, reducing impact damage and improving hygiene standards.

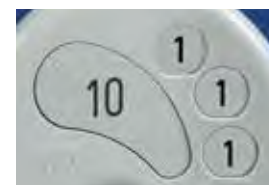
Support frames are manufactured from square steel tubes, welded and painted light grey as standard to match the lockers. Standard height is 150mm, and widths and depths are designed to match the locker installation.



BRIDGE UNITS

Fitted between adjacent lockers, the top unit incorporates a central full-length hanging rail, with the option of 'captive' clothes hangers (which cannot be removed), preventing theft and accidental loss. Quarto or Sixto lockers can be placed on top of the unit to create more storage space.

The base unit is a free standing rack to support footwear or other items 150mm above the floor.



DOOR NUMBERS

Tear-drop shaped number plate with black numbers on silver.

SELF ADHESIVE DOOR NUMBERS

Truncated circles, numbered 0-9. Black on silver.



NUMBERED KEY RINGS

Made in various coloured plastic and engraved and printed to any number and/or alpha character of your choice.

SPARE KEYS

Whether you've lost your existing locker key and need a replacement or want to order spare locker keys for additional users – we can meet every need.



SEATING & BENCHING

Comprehensive range of easy-to-install cloakroom units, with a wide choice of options and accessories, ensuring you will find exactly what you are looking for. All units are available in a choice of five exciting colours to match your interior. Hook Bench and Benches are available with 3 seat heights, making them the perfect solution for schools; whatever age group they teach.

- Finished with antibacterial technology, which is incorporated into the powder coating.
- Frames are constructed from robust 50mm round, thick wall tubing with welded joints for strength and durability.
- Adjustable feet fitted to all floor standing units.

Frame Colours



Double sided Ash 2000mm wide hook bench



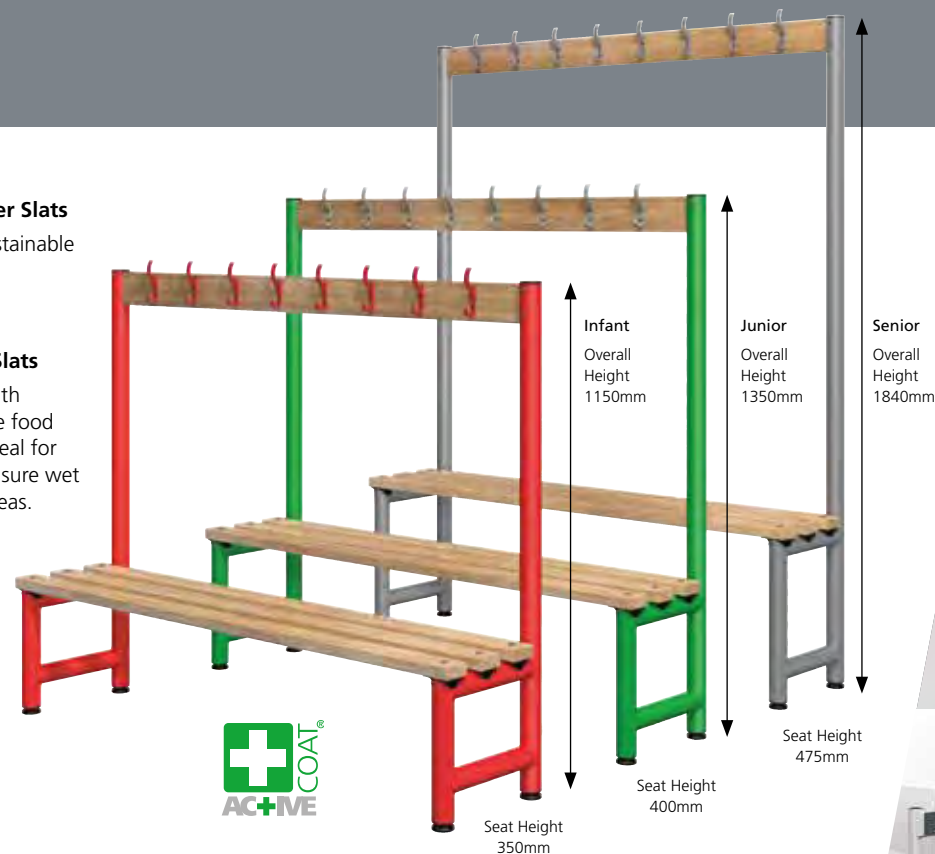
Ash Solid Timber Slats

Sourced from sustainable forests.



Black Polymer Slats

Manufactured with ActiveCoat; these food grade slats are ideal for educational or leisure wet area changing areas.



HOOK BENCH

A single and double sided hook bench with 5, 8, 10, 16 or 20 hooks.

- Light Ash or Black Polymer slats.
- Anti-theft coat hangers.

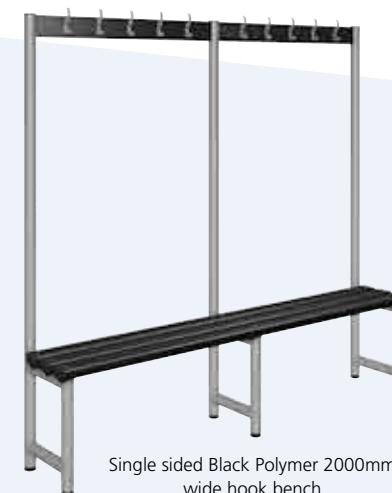
Heights - O/A 1150, 1350 or 1840mm Seat 350, 400 or 475mm	
Widths mm	Depths mm
1000	350
1200	720
2000	



SILVER & GREEN frames have silver hooks while WHITE frames feature black hooks.



RED, BLUE, BLACK & YELLOW frames are available with matching coloured hooks.



Single sided Black Polymer 2000mm wide hook bench






BENCH

Single and double sided modern cloakroom benches.

- Light Ash or Black Polymer slats.
- 50mm welded tubular frame.
- Complete with adjustable feet.

Heights - Seat 350, 400 or 475mm	
Widths mm	Depths mm
1000	350
1200	720
2000	



Single sided Black Polymer
1500mm wide bench



Double sided Ash 2000mm wide bench

OVERHEAD HANGING BENCH

Single and Double Sided Overhead Hanging Benches with captive coat hangers.

- Light Ash or Black Polymer slats.
- Anti-theft captive coat hangers.
- 50mm welded tubular frame.



Single sided Light Ash 1500mm
wide overhead hanging bench

Heights - O/A 1840mm Bench seat 475mm	
Widths mm	Depths mm
1000	350
1200	720
2000	



Double sided Black Polymer
1500mm wide overhead
hanging bench

Our range of seating and benching also includes a range of cantilever units, seat & stands and seat units; all of which can be used to enhance the changing room experience.



Locker Seat & Stand

- Two hardwood slats and metal framework form a bench seat in front of the locker; allowing full height access.
- Complete with adjustable feet.

Shoe Baskets

Provides extra space by utilising under bench space.

- Silver grey - fixings NOT included.
- 305mm in height.

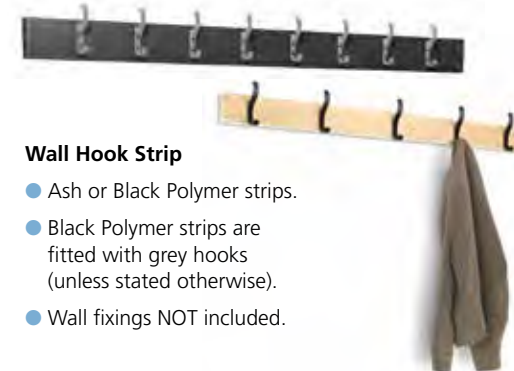


Wall Mounted
Cantilever Seating



Low Seats

- Single or Double sided



Wall Hook Strip

- Ash or Black Polymer strips.
- Black Polymer strips are fitted with grey hooks (unless stated otherwise).
- Wall fixings NOT included.



Wall Mounted
Shelf & Rail

LAMINATE DOOR LOCKER

If you're looking for a personal storage solution with a touch of elegance, then our range of laminate lockers is ideal. These stylish lockers are of the highest quality in terms of security, but they also add to the aesthetics of any environment.

Ideal for schools, hospitals, hotels and leisure facilities; these lockers can help create a sophisticated work place.

SOLID GRADE LAMINATE

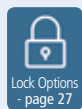
Combines the versatility of steel lockers, with the durability of solid grade laminate doors.

Solid grade laminate material offers a robust, elegant solution with a range of colours and material designs, to satisfy all requirements.

- Available in 1, 2, 3 and 4 door configurations.
- Choice of plant-on doors which cover the front face of the locker body, creating a wall of colour, or inset doors which provide a visual contrast between the door finish and the locker frame.
- Solid 10mm Grade Laminate doors.
- Sloping tops are also available.
- Fitted with Camlock as standard. Also available with Hasp & Staple, Radial Lock, Combination Lock, Digital Combination Lock, RFID Lock or Coin/Token - Return or Retain.
- Optional matching end panels available.
- Silver powder coated body.



Plant-on door Inset door



Standard Solid Grade Laminate Colours - Hundreds of other colours available from a choice of laminate manufacturers.



Pearly White

Dust

Blue

Lime Yellow

Dark Grey

Lime

Red



Height - 1780mm	
Width mm	Depth mm
305	380*
	460*

* Plant-on door adds 10mm to the locker depth

Height - 1210mm	
Width mm	Depth mm
305	460*

* Plant-on door adds 10mm to the locker depth




NUMBERING SYSTEM

Optional number plates will be recessed into door if ordered with lockers.



180 HINGE

Hinges open through a wide 180° for ease of access.



SATIN FINISH MFC

Create walls of colour with these striking contemporary beautiful and durable satin finish door lockers.

Satin finish lockers are increasingly popular where image and style are key such as offices and reception areas.

- Available in 1, 2, 3 and 4 door configurations .
- 18mm MFC core with satin laminate finish.
- Fitted with Camlock as standard. Also available with Hasp & Staple, Combination Lock or Digital Combination Lock.
- Optional matching end panels available.
- White powder coated body.



NUMBER SYSTEM

Optional number plates will be recessed into door if ordered with lockers.



164 HINGE

Hinges open through a wide 164° for ease of access.



SLOPING TOPS

Optional sloping top, prevents the accumulation of rubbish. Specify at time of order.



Standard Satin Laminate Colours -

Other colours available



White



Grey



Anthracite



Jaffa Orange



Sea Blue



Height - 1780mm	
Widths mm	Depths mm
305	315
380	390
	470

LAMINATED WOOD EFFECT DOOR LOCKER

WOOD EFFECT

Lockers combine the strength and durability of steel lockers, with the aesthetic appearance of wooden lockers.

Economical alternative to all wooden facilities; providing a clean, professional finished line presenting an all wood front.

- Available in 1, 2, 3 and 4 door configurations .
- 18mm MDF core laminated wood effect finish doors with 2mm PVC edging.
- Fitted with Camlock as standard. Also available with Hasp & Staple, Radial Lock, Combination Lock, Digital Combination Lock, RFID Lock or Coin/Token - Return or Retain.
- Optional matching end panels available.
- Choice of White or Silver powder coated body colours.



NUMBER SYSTEM

Optional number plates will be recessed into door if ordered with lockers.

164 HINGE

Hinges open through a wide 164° for ease of access.



Height - 1780mm	
Widths mm	Depths mm
305	315
380	390
	470



MDF Wood Laminate Finishes - Other finishes available



Ash



Beech



Maple



Oak




ALUMINIUM WET AREA LOCKER

The perfect choice for demanding environments; such as Leisure Centres, Swimming Pools, Schools, Golf Clubs, Gyms, Spas, Health Centres and the NHS.


Aluminium body allows full width shelf to back of locker. Aluminium shelves are fixed firmly into position, adding further rigidity to the locker.

- Available in 1, 2, 3, 4 and 6 door configurations.
- Body is manufactured from aluminium. Extruded aluminium door frames provide added rigidity.
- Solid 10mm grade laminate doors have no frames visible.
- Fitted with Camlock as standard. Also available with Hasp & Staple, Radial Lock, Combination Lock, Digital Combination Lock, RFID Lock or Coin/Token - Return or Retain. Also available with Wet Area Camlock, Combination Lock, Digital Combination Lock or Coin/Token - Return or Retain.
- Extra heavy-duty self-closing sprung hinges allow doors to open 105° in line with the locker body, in order to prevent the door opening across the adjacent compartment.
- A range of complimentary aluminium supports and bench supports are available.



NUMBER SYSTEM

Optional inset number plates.




CONCEALED HINGE

Concealed self-closing hinge.



Height - 1803mm	
Widths mm	Depth mm
300	450
400	


Standard Solid Grade Laminate Colours - Hundreds of other colours available from a choice of laminate manufacturers.




Pearly White



Dust



Blue



Lime Yellow



Dark Grey



Lime



Red

PLASTIC LOCKER

A robust and rust-proof polyethylene locker that is highly vandal resistant and ideal for wet area changing rooms and outdoor storage.

Often educational environments will use the half size locker option and place a colourful wall of lockers on outdoor corridors. Bags and books are quickly retrieved by pupils as they move to different classrooms. Plastic Lockers are also found in swimming pool areas where rust-resistance is a key requirement.

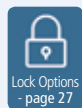
- Plastic lockers can either be used outside (but under cover), or can be equipped to be fully weather-proof, with the neoprene internal door seal and waterproof locks.
- Supplied fully pre-assembled - no on-site assembly.
- Made of polyethylene with antibacterial technology.
- Fitted with water resistant Camlock or waterproof hasp & staple as standard.

Other locks available

Dry Area: Combination Lock, RFID Lock, Digital Combination Lock.

Waterproof: Camlock, Combination Lock, Digital Combination Lock or Coin/Token - Return or Retain.

- Lockers come with drain holes for cleaning.



Mini Single Door

Height -450mm	
Width mm	Depth mm
325	450



Mini Two Door

Height -900mm	
Width mm	Depth mm
325	450



Two Door



Three Door


Height -1800mm	
Width mm	Depth mm
325	450



Four Door


Standard Colours

Body




Speckled Grey

Doors



Blue



Grey



Red



Yellow



LOCK OPTIONS

STEEL LOCKER LOCK OPTIONS

We have an extensive range of locking options to meet almost any locker access requirement.

NEW Cardholder design arriving in 2018



Standard Deadlock

This simple and economical cam lock provides user access with a small, easily replaced key. The lock is supplied with two keys (a master key is available).



Hasp & Staple Padlock Fitting *

Transfers responsibility for locking to the user. The user is required to secure the locker with a padlock (not supplied). For increased security, a clutch operated version of the lock is also available, which only operates the cam once the padlock is removed and the handle fully depressed.



Four Tumbler Combination Lock

Ideal for facilities where keys are not desirable. The lock can be reset whenever it is open. This allows the locker to be used by several people at different times throughout the day, reducing the number of locker compartments required and the need for keys.



Digital Combination Lock

Simple-to-use, battery-operated keyless lock. Can be programmed for dedicated single-user or multi-user 'open access' mode. Personal entry code can be set and changed, whilst a preset master code ensures supervisor access.



Coin/Token Return

Ideal when lockers have 'shared' users. The key is released when coin or token is inserted. Key is captive again when the door is reopened and the coin token is returned to the user.



Coin/Token Retain Lock

Generates revenue from 'shared' user lockers. The key is released when coin or token is inserted. Key is captive again when the door is reopened. Coin/token is retained in the box.

OTHER DOOR LOCK OPTIONS

Available on Laminate SGL, Satin and Wood Effect doors. Also Aluminium and Plastic lockers.



Cam Lock*

Micro sprung 10 disc lock. Two keys are included with each standard lock.



Hasp & Staple* *

Attractive design allowing easy use of padlock fitting. Padlock sold separately.



Radial Pin Lock

Radial Pin lock offers a greater level of security.



Combination Lock*

4 digit code combination lock, making losing keys a thing of the past. Choice of single or multi-user operation.



Digital Combination Lock*

3000 serial combinations. Battery operated lock with a choice of single or multi-user operation.



RFID Digital Combination Lock*

Contactless RFID lock. Compatible with most wireless standards including RFID and NFC.



Coin/Token Return or Retain Locks*

Locks available with coin denominations £/€ or tokens, for either return or retain.

* Wet Area versions of these locks may have a different finish

* For use with padlock with shank diameters of between 5-7mm