

# FUZE

## STYLISH BENCH DESKING

Increasingly, businesses are moving away from dedicated single employee workspaces, towards more flexible working environments, and bench desk systems are the ideal solution for high density open plan workplaces. Fuze bench desks blend the best of European design with the highest workmanship standards to span a wide range of applications and support the most creative of workspaces.

Fuze bench desks provide the perfect answer for a less corporate modern office. The simple, flexible design naturally assimilates to the task or application at hand and the solid oak legs are built to last, exemplifying elegance and sophistication. Fuze's clean, functional lines and co-ordinated desktop finish options offer everything you need to be inspired and productive.




## STYLES

**STRAIGHT**



**BACK-TO-BACK**





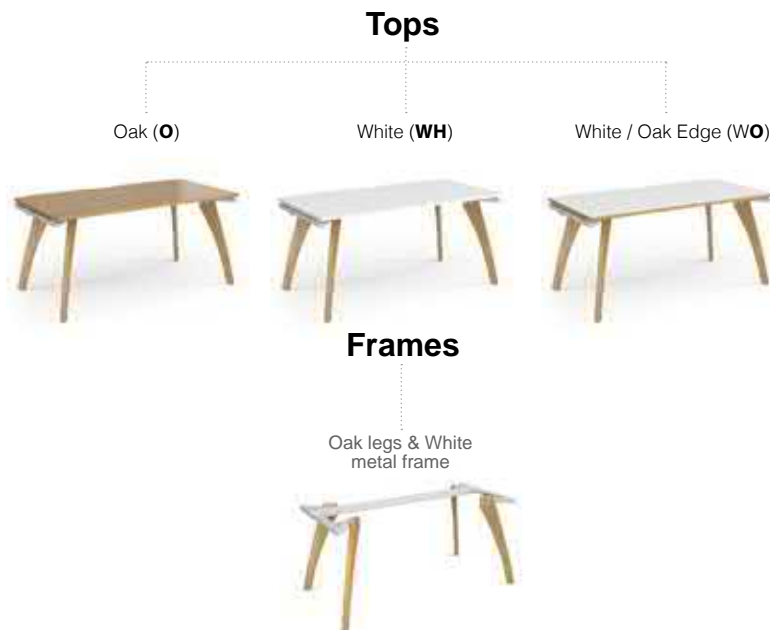


# FUZE Stylish bench desking



## Finish Options

Desktops available in Oak, White and White with Oak trim. Frames available in White with solid Oak legs



# Details & Features



## Wooden Legs

The sleek, curved lines of the solid oak legs give Fuze a contemporary look and deliver a combination of form, function and sophistication in any office environment



## 25mm Desktops

Featuring durable 25mm melamine worktops available in white with two edging options on a white steel framework for enhanced strength and stability



## Desktop Cutouts

Each desk has three scalloped cut outs in the 25mm tops allowing cables to pass directly through to the cable tray and cable risers to ensure complete cable control



## Cable Management


Vertical cable management allows cables to rise from the floor via mask cable risers into shared cable trays to improve office aesthetics and safety

# Fuze - Bench Desk System

## Single Desk



| CODE         | W    | D   | H   | RRP         |
|--------------|------|-----|-----|-------------|
| <b>FZ128</b> | 1200 | 800 | 725 | <b>£645</b> |
| <b>FZ148</b> | 1400 | 800 | 725 | <b>£673</b> |
| <b>FZ168</b> | 1600 | 800 | 725 | <b>£699</b> |

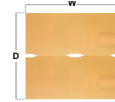


- Single straight desks 800mm deep with scalloped cutouts in the desktops
- Solid oak leg frame provides a stylish twist on bench desking with a steel frame

## Back To Back Desks



| CODE          | W    | D    | H   | RRP         |
|---------------|------|------|-----|-------------|
| <b>FZ1216</b> | 1200 | 1600 | 725 | <b>£780</b> |
| <b>FZ1416</b> | 1400 | 1600 | 725 | <b>£833</b> |
| <b>FZ1616</b> | 1600 | 1600 | 725 | <b>£860</b> |

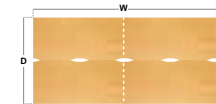


- Two straight 800mm deep desks back-to-back with scalloped cutouts in the desktops
- Solid oak leg frame provides a stylish twist on bench desking with a steel frame

## Double Back To Back Desks



| CODE          | W    | D    | H   | RRP          |
|---------------|------|------|-----|--------------|
| <b>FZ2416</b> | 2400 | 1600 | 725 | <b>£1236</b> |
| <b>FZ2816</b> | 2800 | 1600 | 725 | <b>£1344</b> |
| <b>FZ3216</b> | 3200 | 1600 | 725 | <b>£1397</b> |

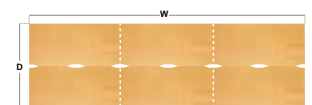


- Four straight 800mm deep desks in a double back-to-back bench desk configuration
- Solid oak legs are shared between desk clusters with a recessed centre leg support

## Triple Back To Back Desks



| CODE          | W    | D    | H   | RRP          |
|---------------|------|------|-----|--------------|
| <b>FZ3616</b> | 3600 | 1600 | 725 | <b>£1692</b> |
| <b>FZ4216</b> | 4200 | 1600 | 725 | <b>£1853</b> |
| <b>FZ4816</b> | 4800 | 1600 | 725 | <b>£1933</b> |



- Six straight 800mm deep desks in a triple back-to-back bench desk configuration
- Solid oak legs are shared between desk clusters with 2 recessed centre leg supports



White frame (WH)



Oak (O)



White (WH)



White / Oak Edge (WO)

# Fuze - Bench Desk System

## Starter Units Back To Back



| CODE             | W    | D    | H   | RRP         |
|------------------|------|------|-----|-------------|
| <b>FZ1216-SB</b> | 1200 | 1600 | 725 | <b>£780</b> |
| <b>FZ1416-SB</b> | 1400 | 1600 | 725 | <b>£833</b> |
| <b>FZ1616-SB</b> | 1600 | 1600 | 725 | <b>£860</b> |

- Two straight 800mm deep desk starter units back-to-back with scalloped cutouts
- Extend into a modular bench desk system with back-to-back desk add-on units

## Add-on Units Back To Back



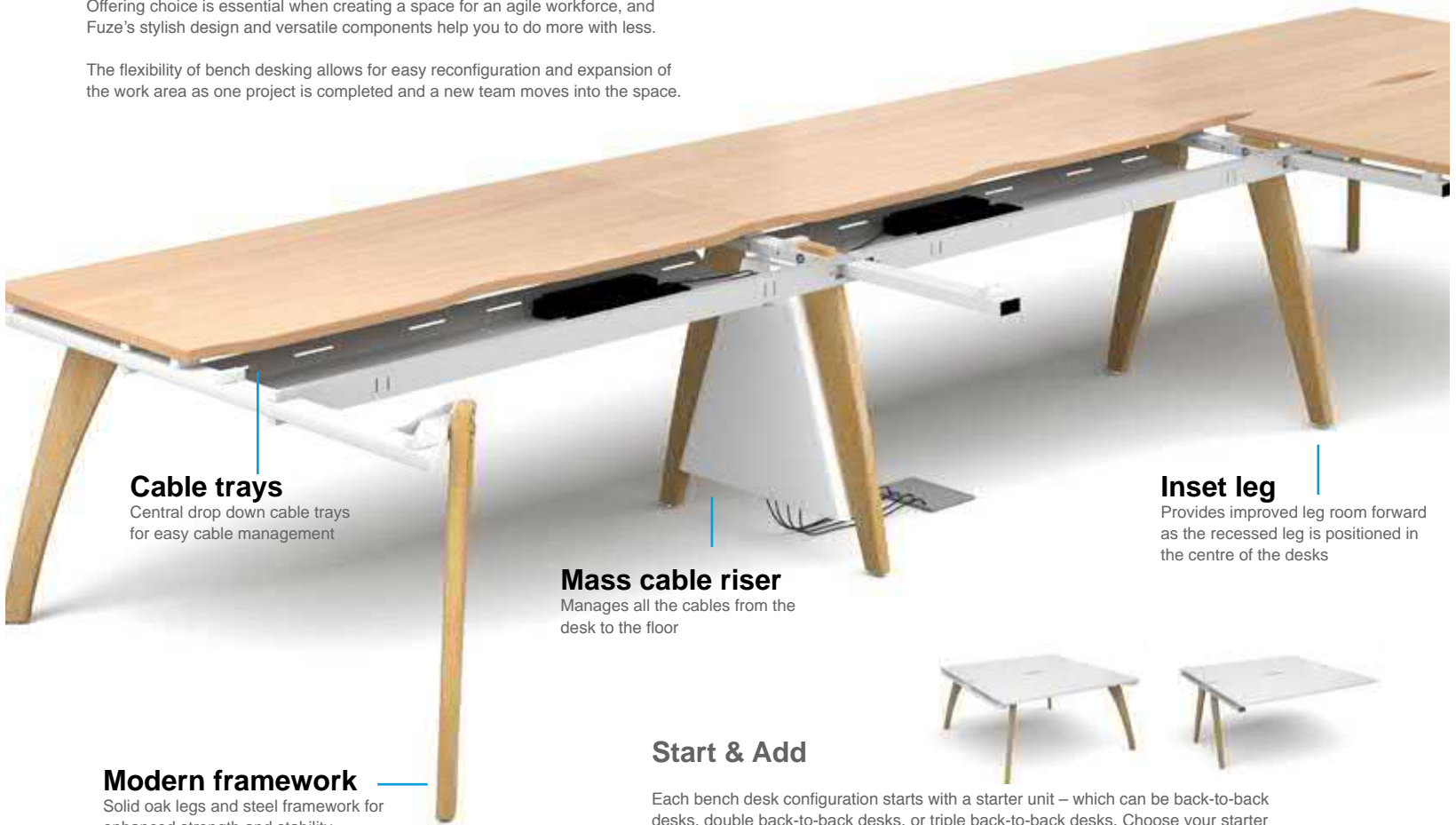
| CODE             | W    | D    | H   | RRP         |
|------------------|------|------|-----|-------------|
| <b>FZ1216-AB</b> | 1200 | 1600 | 725 | <b>£457</b> |
| <b>FZ1416-AB</b> | 1400 | 1600 | 725 | <b>£511</b> |
| <b>FZ1616-AB</b> | 1600 | 1600 | 725 | <b>£538</b> |

- Two straight 800mm deep desk add-on units back-to-back with scalloped cutouts
- Recessed solid oak leg is positioned in the centre of the desks

## Start simple Then Fuze together!

Offering choice is essential when creating a space for an agile workforce, and Fuze's stylish design and versatile components help you to do more with less.

The flexibility of bench desking allows for easy reconfiguration and expansion of the work area as one project is completed and a new team moves into the space.



**Cable trays**  
Central drop down cable trays for easy cable management

**Mass cable riser**  
Manages all the cables from the desk to the floor

**Inset leg**  
Provides improved leg room forward as the recessed leg is positioned in the centre of the desks

**Modern framework**  
Solid oak legs and steel framework for enhanced strength and stability

## Start & Add

Each bench desk configuration starts with a starter unit – which can be back-to-back desks, double back-to-back desks, or triple back-to-back desks. Choose your starter unit width, depth and colour

Then simply add your add-on units.



White frame (WH)



Oak (O)



White (WH)



White / Oak Edge (WO)


Please add frame finish followed by desktop colour when ordering eg. **FZ1616-SB** in White frame with White top = **FZ1616-SB-WH-WH**

Available from Merlin Industrial Products Ltd - 0800 0418 650



# Fuze - Cable Management

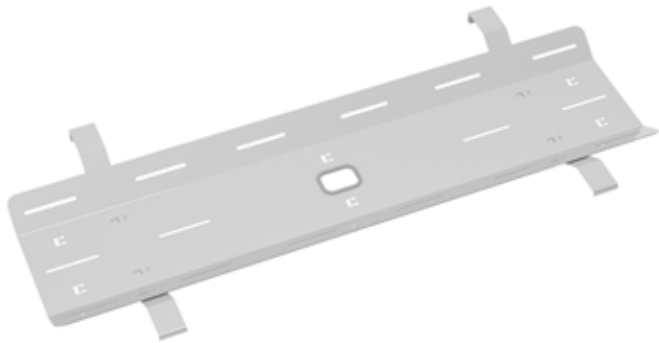
## Single Desk Cable Tray



| CODE           | W    | D   | H  | RRP         |
|----------------|------|-----|----|-------------|
| <b>ED12SCT</b> | 1000 | 100 | 60 | <b>£60</b>  |
| <b>ED14SCT</b> | 1200 | 100 | 60 | <b>£70</b>  |
| <b>ED16SCT</b> | 1400 | 100 | 60 | <b>£103</b> |

- Cable management tray to use on single straight desks
- Positioned under the desk so cables are out of the way but easily accessible


## Central Drop Down Cable Tray & Bracket



| CODE           | W    | D   | H  | RRP         |
|----------------|------|-----|----|-------------|
| <b>ED12DCT</b> | 1000 | 320 | 60 | <b>£110</b> |
| <b>ED14DCT</b> | 1200 | 320 | 60 | <b>£115</b> |
| <b>ED16DCT</b> | 1400 | 320 | 60 | <b>£121</b> |

- Shared cable tray which sits central to two back-to-back desks
- Cables can run between two trays for effective cable management & drops down

## Mass Vertical Cable Riser



- Shown with cover



| CODE        | W       | D  | H   | RRP        |
|-------------|---------|----|-----|------------|
| <b>FZCR</b> | 188-570 | 80 | 520 | <b>£97</b> |

- Fits between recessed centre leg supports to allow cables to rise from the floor
- Front panel can be removed quickly and easily to gain access to wires



White (WH)

